

STYLE | DECORATING | IDEAS & INSPIRATION

How to Make Your Own Liquid Laundry Soap

by REGINA YUNGHANS | published FEB 1, 2011



 SAVE  COMMENTS






(Image credit: [Ashley Poskin](#))

[Dr. Bronner's Pure Castile Soap](#) claims 18 cleaning uses in one bottle. One of those is laundry soap. Want to know how to make your own using only a cup of Dr. Bronner's per 64 loads? Check it out:

This laundry soap doesn't create suds, but it doesn't need to in order to get your laundry clean.

What You Need

- 1 cup Dr. Bronner's pure castile liquid soap
- 1 cup baking soda





- 2 cups water
- 1/3 cup salt

Instructions

Warm the water and mix with salt and baking soda until dissolved. Pour into a one-gallon container. Add the Dr. Bronner's and fill the remainder of the gallon jar with water. Use 1/4 cup of laundry soap per load.

This makes a full gallon of laundry soap, which will last 64 loads.



Regina Yunghans

CONTRIBUTOR

Regina is an architect who lives with her husband and children in Lawrence, KS. As a LEED Accredited Professional and longtime contributor to Apartment Therapy and The Kitchn, her focus is on healthy, sustainable living through design.




♡ SAVE 💬 COMMENTS

MORE IN STYLE

6 Reasons KLIPPAN Continues To Be One of IKEA's Most Popular Living Room Sofas







10 Brilliant Colors To Pair With Black in Your Home



This \$23 Amazon Tablecloth Is a Fast Fix for All Your Decorative Dining Table Woes






This Under-the-Radar Brand Should Be Your First Stop for Unique Gifts and Home Decor




This Is the One Spot You Haven't Thought to Hang Art—Yet





2020's Trendiest Vase Looks Good Even Without Flowers




TRENDING




A Brooklyn Rental Features Cute Ways to Store Things (Both In AND Out of Sight)






6 Reasons KLIPPAN Continues To Be One of IKEA's Most Popular Living Room Sofas



5 Things to Know About Living in an RV, According to People Who Have



A 350-Square-Foot Rental Wisely Uses Hooks, Mirrors, & More in a Small Space

Log in to comment



CONVERSATION 36 COMMENTS

Your voice matters. Conversations are moderated for civility. Read our guidelines [here](#)

What do you think?



**SMITHSONIAN**

4 July, 2016



FYI. My husband loves dr bronner soap for showers. Says it helps small cuts and sores heal. However, to his horror he thought the drain was plugging up and inside he found that the soap was caking hard as concrete. He had a terrible time getting it out. Wouldn't recommend it for your washer. It doesn't have an anti caking ingredient like most liquid soaps. The same thing happened when I put some in an empty hand soap dispenser. Plugged up!

Reply 3

**QTSREIGN**

11 February, 2016



Just used the recipe and it appears that this works great! Thanks so much.

Reply

**QTSREIGN**

10 February, 2016



Her directions were pretty clear--I think. The first part of the recipe is just for the concentrate and the other water is to fill until the gallon is full.

Has anyone used this recipe yet? I've just made it but it seems extremely diluted. And does it really fade the clothes? How long is the shelf life?

Also, Dr. Bronner's instructions say that you can use 1/3 cup of soap and 1/2 cup of vinegar...does that mean we can put more soap than is called for?

Reply


[Show More Comments](#)

MOST TALKED ABOUT






Plagued With Dated Mirrored Walls? 5 Design Ideas to Make Them Work



Follow us





Got a tip, kitchen tour, or other story our readers should see?

TELL US ABOUT IT!

READ

HOUSE TOURS

STYLE

HOW TO

ORGANIZE & CLEAN

LIVING

SHOP

COMPANY

PARTNER WITH US

ABOUT

CONTACT

PRESS

TERMS OF USE

PRIVACY POLICY

EU DATA SUBJECT REQUESTS

CALIFORNIA DO NOT SELL

OUR TEAM

JOBS

SITE MAP

Apartment Therapy is © 1994-2020 Apartment Therapy, LLC

